




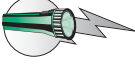











LESSON 7: KINDNESS

-  **COUNTDOWN VIDEO**
-  **WELCOME AND PRAYER**
-  **OPENING VIDEO TRANSMISSION**
-  **MEMORY VERSE**
-  **GAME TIME**
-  **SUPPLEMENTARY 1: DRAMA**
-  **OFFERING**
-  **PRAISE AND WORSHIP**
-  **LESSON VIDEO TRANSMISSION**
-  **LESSON OUTLINE**
-  **SUPPLEMENTARY 2: OBJECT LESSON**
-  **CLOSING VIDEO TRANSMISSION**
-  **PRAYER, ANNOUNCEMENTS,
HANDOUTS**
-  **GAME REPRISE (IF TIME ALLOWS)**



Memory Verse: "I, too, try to please everyone in everything I do. I don't just do what is best for me; I do what is best for others so that many may be saved."

1 Corinthians 10:33



GAME TIME

PING-PONG GONE WRONG



Time Required: 10 minutes



Memory Verse: "I, too, try to please everyone in everything I do. I don't just do what is best for me; I do what is best for others so that many may be saved."

1 Corinthians 10:33

Supplies: ■ 2 Aprons, ■ 2 Buckets of ping-pong balls, ■ Masking tape, ■ Upbeat music to play during the game

Prior to Game:

- Choose four teams with two players on each team.
- Create a throw line and a catch line.
- Fill the buckets with ping-pong balls.
- Two players will put on aprons while two players hold the buckets.

Game Instructions:

- The two players with the buckets will throw the ping-pong balls to his/her teammate wearing the apron.
- Whoever catches the most ping-pong balls in his/her apron, without using his/her hands, wins.

Game Goal:

A gentle throw is easier to catch than a hard throw.

Final Word:

Gentleness is a fruit of the spirit and knowing how and when to be gentle is a godly characteristic.

Notes: _____



DRAMA

"SPAIN" SUPERKID INTERNATIONAL NETWORK

Concept: A news reporter travels the world, meeting interesting people and providing insight into their culture and country.

Character Description:

Nennerd Nil: News Reporter

Matador: Miguel or Maria (male or female): A Spanish bullfighter

A bull

Costumes:

News Reporter: Professional wear

Matador: A button-up ruffle shirt; black pants (rolled up like knickers); white knee socks; black shoes; a red cape to wave; a black matador hat
(Most items can be found at a thrift store or costume shop.)

For male hair: Slicked back

For female long hair: A low ponytail with a ribbon

Bull: Black pants; black shoes and socks; fitted, black, long-sleeve shirt stuffed with cotton batting (to make the bull look large); black face paint

Horns: Can be made by shaping and painting paper-towel tubes and gluing them to a headband

(The bull can create his/her own horns using his/her index and middle fingers on top of his/her head.)



Teacher Tip: Options for skit presentation:

1. Allow the reporter to use a clipboard with a script printout for easy reference of their lines. Highlighting key words of the script will provide reference points for an easier read and flow to the story.
2. This skit can be prerecorded and shown on TV during service, like a "real" news report.



Teen Tip: Reviewing the script prior to service and involving teen helpers is a great way to keep the Cadets involved and attentive.

Supplies: ■ Clipboard with a script for the reporter, ■ Microphone, ■ 1 Chocolate bar, ■ 1 Large tote bag containing the following items: ■ A swimsuit, ■ 1 Taco Bell bag, ■ A globe or world map, ■ 2 Beach towels, ■ A camera, ■ 1 Oversized price tag (made out of poster board) labeled '\$100,' ■ 1 Black marker

Notes: _____



(Begin with the reporter standing center stage, holding the microphone; matador standing beside the reporter, looking very pleased; bull off to the side, eating grass.)

REPORTER - NENNERD NIL:

Welcome to the Superkid International Network.
The station that brings the latest news on international
people and places. I'm Nennerd Nil, on assignment in Spain.

MATADOR:

Buenos dias!

(Matador sweeps his arm across dramatically and bows, with one leg behind the other.)

REPORTER - NENNERD NIL:

Good day to you, Matador. It's 'Matador Monday' at the Madrid coliseum and we have a very special guest joining us, Matador Miguel (or Maria). For those of you who are unfamiliar with Spain, matadors are bullfighters. Bullfighting is a very popular sport in Spain: Red capes are waved in front of bulls, while the bullfighters attempt to dodge the bull as it runs toward them.

(Matador whistles to get the bull's attention, then waves his red cape; the bull begins snorting and pawing his hoofs, then charging; act this out while the reporter continues on.)

The matador seen here is one of the estimated 39 million people living in Spain. Madrid is the capital, a city full of culture, beautiful stonework buildings and statues. Spain is located in southwestern Europe, right at the northern tip of Africa. Many famous explorers have come from Spain, like Hernan Cortes, who pioneered adventurous trips to South America.

The land of Spain is green and lush, with many vineyards and gardens,
a beautiful place to visit. Matador Miguel has offered to help us with
the next segment of our report: the "Top Ten Tips" for visiting Spain.

(The reporter is getting nervous as the bull snorts and stares at him/her, getting ready to charge. Matador Miguel is hiding behind the reporter, trying to escape the bull, then puts his pointer finger up in the air like he just got an idea. Matador Miguel whips a chocolate bar out of his back pocket and holds it out toward the bull. The bull runs straight at them; they both scream; the bull screeches to a halt at the last moment and takes the chocolate bar, then runs off. The reporter and Matador Miguel let out a huge sigh.)

REPORTER - NENNERD NIL:

Whew! Who would have guessed bulls like chocolate bars?
Since Matador Miguel does not speak English, he'll be acting
out the "Top Ten Tips" for visiting Spain while we translate...

1st ACTING TIP:

Matador pretends to drive a car, then gets out and strolls around happily.

REPORTER TRANSLATES:

You can rent a car to travel the countryside, but it's
recommended to walk in the city. It is much easier and more fun.

2nd ACTING TIP:

Matador Miguel: (with Spanish accent)
I like cheese.

REPORTER TRANSLATES:

Many Spanish people speak some English.

MATADOR MIGUEL: (with Spanish accent)
I like cheese.

REPORTER - NENNERD NIL:

I think that's all the English words Matador Miguel knows.
Miguel speaks Portuguese. Portuguese is a form of the Spanish language.
The Portuguese language comes from the neighboring country of Portugal.

3rd ACTING TIP:

The Matador pulls a swimsuit from the tote bag and holds it up to himself, as if modeling.

REPORTER TRANSLATES:

If you're headed to Spain in the summer, take a swimsuit.
Sunbathing is a favorite pastime of the Spanish.

4th ACTING TIP:

The matador pulls a Taco Bell bag from the tote bag, looks at it and then tosses it aside.

REPORTER TRANSLATES:

Spanish food is not Mexican food. Be prepared to try some different dishes.

5th ACTING TIP:

The matador pulls a globe or world map from the tote bag and points to
Spain, then Mexico, showing that they are certainly not in the same area.

REPORTER TRANSLATES:

Spaniards do not like to be referred to as Mexicans. They are different countries.

6th ACTING TIP:

Matador Miguel shows the tears in his shirt and pants.

REPORTER TRANSLATES:

DO NOT try bullfighting. It is a very dangerous sport!

7th ACTING TIP:

Matador pulls a fashion magazine from the tote bag and begins flipping through it.

REPORTER TRANSLATES:

Since Spain is a part of Europe, most people dress European.

8th ACTING TIP:

The matador pulls a camera from the tote bag and begins taking pictures.

REPORTER TRANSLATES:

Be sure to go sightseeing. There are many old historical sights to explore.
Consider visiting Barcelona, where the 1992 Olympics were held.

9th ACTING TIP:

The matador pulls a large price tag from the tote bag and then writes a new lower price on the tag.

REPORTER TRANSLATES:

While shopping in the marketplaces, consider bartering on the prices. Bartering means bargaining.

10th ACTING TIP:

The matador lies down on his cape, pulls a piece of fruit from the bag
and starts to eat, then falls asleep while the reporter is still talking.



REPORTER TRANSLATES:

Learn to relax! The Spanish people know how to take it easy. In the afternoons many stores and businesses close for a few hours for lunch and a nap. That's a good lunch break!

Thank you, Matador Miguel. We appreciate your help. Matador Miguel?

(Matador continues sleeping.)

REPORTER - NENNERD NIL:

The people of Spain are free to worship as they choose. Although Spaniards are free to worship, there are many who do not know Jesus as their Lord and Savior. Let's pray for the Christians in Spain, for the wisdom and kindness needed to lead new brothers and sisters to Jesus.

This is reporter Nennerd Nil signing off, and reminding Superkids around the world that "God is extraordinary and so are YOU!"

(Reporter exits)

Notes:

A series of horizontal green lines for taking notes.



OFFERING

A DIFFERENT KIND OF TREASURE



Time Required: 10 minutes

Offering Scripture: “Don’t store up treasures here on earth, where moths eat them and rust destroys them, and where thieves break in and steal. Store your treasures in heaven, where moths and rust cannot destroy, and thieves do not break in and steal.”

Matthew 6:19-20

Supplies: ■ A treasure map (Can be created following the instructions below) ■ A treasure box (Include old treasures inside the box)

Prior to Offering:

Create old treasures:

Place costume jewelry in water to appear rusty and old; cut small holes in old, dirty clothing to appear like moth holes; include an old, empty wallet or purse with fake coins lying around the box. An old treasure map can be created by soaking a heavy piece of parchment paper in tea for a few minutes.

Place the treasure box in a hidden area of the room and use the treasure map to locate the box. Choose a volunteer to assist with reading the map and locating the treasure box. Once the treasure box is found, have fun exploring the treasures inside.

Offering Instructions:

- Hello, Cadets!
- This is a very exciting lesson because we are going on a treasure hunt!

Ask Is there a Superkid who enjoys searching for hidden treasures?

- Great! Let’s look over this old treasure map and find the hidden treasure! After discovering the hidden treasure box, have fun pulling out the old treasures found inside. (Allow time to share about each treasure and allow the Cadets to use their imaginations with the items.)
- Finding this treasure and exploring the contents of the treasure box reminds me of our Offering Scripture found in Matthew 6:19-20. Let’s read it together. “Don’t store up treasures here on earth, where moths eat them and rust destroys them, and where thieves break in and steal. Store your treasures in heaven, where moths and rust cannot destroy, and thieves do not break in and steal.”

Ask So, Superkids, what kind of treasures do you think Jesus was talking about in this scripture?

- (Allow time for the Cadets to share and discuss their ideas.)
- This treasure is just like the one Jesus talked about in our Offering Scripture. He said that we shouldn’t store up treasures on earth because they can get rusty, worn out or even stolen. Instead, we should have treasures in heaven.

Ask So was Jesus telling us to send our treasures in a big box to heaven? Does the mailman deliver things to heaven?

- No, Jesus is teaching us not to be so worried about stuff on earth but look for treasures that will last. What kind of treasure is that? It’s people! People are what last!
- When we tell others about Jesus and His goodness, they’ll want to ask Him into their hearts. Then they will become a treasure that will be in heaven forever. So as you bring your offering today, remember there is something else you can give. You can give someone a chance to become part of God’s family and that’s certainly worth more than old, rusty jewelry or an empty wallet. That’s a forever treasure!



LESSON OUTLINE

KINDNESS



Memory Verse: “I, too, try to please everyone in everything I do. I don’t just do what is best for me; I do what is best for others so that many may be saved.”

1 Corinthians 10:33

I. KINDNESS: TO GO OUT OF YOUR WAY TO BE WHAT OTHERS NEED

- a. When you choose kindness, the needs of others become more important.
- b. Kindness is giving yourself or your time away (serving others).
- c. It is the outside proof (fruit) that the Holy Spirit lives in us. [2 Corinthians 6:6](#)

II. JESUS WAS FULL OF KINDNESS

- a. Jesus kindly laid aside His place in heaven for the sake of others. [Philippians 2:6-8](#)
- b. He is rich in kindness. [Ephesians 1:7](#)
- c. We follow Jesus’ example when we are kind to others. [Ephesians 4:32](#)

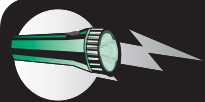
III. WE ARE JUST LIKE HIM

- a. We live like Jesus here in this world! [1 John 4:17](#)
- b. The ultimate expression of kindness is to lead people to Jesus. [1 Corinthians 10:33](#)
- c. Kindness keeps our minds off of ourselves. You take care of others and God will take care of you!



A Word from Commander Kellie: In the next few weeks, the kids will begin to understand the difference between kindness, gentleness and goodness. They sound so much alike but they have very different functions. Kindness is a great anti-fruit to selfishness. You can’t think about what you want or need when this fruit is in use. Kindness will cause a Superkid to give their last cookie away, leave the best for someone else and inconvenience themselves to help another person. This is a great place to bring up your own personal testimonies of kindness shown through you and to you. Have your Superkids think of situations where kindness could be exercised. They may surprise you! Then ask them about the potential results of showing kindness to their family and friends. I like to issue a challenge for our Superkids to let kindness take the place of selfishness. Have them declare to the Lord that they will walk in kindness and be a great representative of the Lord Jesus!

Notes: _____



OBJECT LESSON

GOOD STEERING



Time Required: 10 minutes



Foundation Scripture: “Here’s my concern: that you care for God’s flock with all the diligence of a shepherd. . . . Not bossily telling others what to do, but tenderly showing them the way.”

1 Peter 5:2-3 MSG

Supplies: ■ A bridle and a rope (Consider using a rope for both scenarios, if a bridle is not available.)

Lesson Instructions:

Ask

Has anyone ever ridden a horse?

Ask

Does anyone in this room own a horse?

- (If you are blessed enough to have a boy or girl who has a horse, invite them to come help you teach the lesson.)
- We’ve brought a few important supplies that help when riding a horse.

Ask

Can anyone tell us what these are and what they’re used for?

- (Hold the bridle and rope for the Cadets to view. Allow time for discussion.)
- Correct! The first item is a bridle. A bridle is used to steer the horse when riding. The bridle allows the rider to choose which way to go instead of letting the horse decide!
- The second piece of equipment is a rope. Sometimes a rope is used to steer a horse by tying the rope around the horse’s neck. Using a rope doesn’t usually work as well as using a bridle.
- Let’s see how this horse equipment ties into our verse found in 1 Peter 5:2-3 MSG; it says, “Here’s my concern: that you care for God’s flock with all the diligence of a shepherd. . . . Not bossily telling others what to do, but tenderly showing them the way.”
- How many Superkids like it when someone is real bossy, and tells you what to do? They don’t ever ask or suggest things, they just try to boss you around. Does that person make you want to do everything they say? Do you feel so very happy when they give you orders? Well, there are some leaders who treat other people a little bit like the horses we’re talking about. They will force their friends to do what they want, always wanting their own way. When they do that, it’s like the person who ties a rope around the horse’s neck and drags them along. But then I’ve seen good leaders who are like the riders who use a bridle. They have a way of gently steering people in the right direction.
- God created each of us to be leaders. We may be leaders on a baseball team, leaders in a dance class, leaders at school or leaders to younger brothers and sisters. We have the fruit of kindness in our hearts and when we choose to, we can lead others by God’s way, not by being bossy!

Notes: _____
